




PLEASE BE ADVISED

- Reminder: the content is for education purposes only
- The content must remain as is for this presentation
- Do not post this document in public websites, social media, etc.
- Thank you for your cooperation



USA



TACTICAL FOULS

Interfering with or
Stopping a Promising
Attack (SPA)

September 12, 2024





GOALS

- To develop a tactical mind-set to read the game better
- To anticipate when a promising attack is about to happen
- To make the necessary movements to have proximity and a good viewing angle
- To understand how an opponent interferes with or stops a promising attack



CONSIDERATIONS/PRACTICAL GUIDELINES



SPEED (of the player being fouled)

- High, medium, or low when the offense occurs?



SPACE

- What is the **distance** between the offense and the goal?
- How much open, attacking space is there to move into when the offense occurs?

OPPORTUNITY / OPTIONS



- Does the attacking player have **control of the ball**?
- Can an attacking player gain control of the ball?
- What is the **direction of play**?
- Where are the attackers and defenders (**location of defenders**) when the offense occurs?
- How many **options** does the attacker have at the time of the offense?

READING THE GAME



READ THE PLAY

- Which team has possession of the ball and how did they gain possession of the ball?
- Scan the field the first time.
- How is play developing/building up?
- Identify the players involved, colors and numbers.



YOU ARE THE REFEREE, THINK:

- How do I adjust my position and viewing angle?
- Players' actions/options.
- Speed of play.



USA

READING THE GAME



ANTICIPATE

- The next phase of play.
- What might the players do next, attackers/defenders?
- Scan the field a second time just before you anticipate a foul and ask yourself: where are the other players?



YOU CALLED THE FOUL

- Take a snapshot of the location of players (attackers/defenders), space.
- What were you anticipating would happen next?
- What could the player and the other players have done if play had continued?



- What are the clear considerations that you observed during the incident?
- Based on that, make your decision.






Incident 1

Attacking team: in YELLOW

Defending team: in RED





Incident 1

Attacking team: in YELLOW

Defending team: in RED





Incident 1 – Final Decision and Explanation

- **Decision**

- The defender holds the opponent stopping a promising attack; caution for #14 in the team in Red

- **Explanation**

- Control of the ball, space, options, location and number of defenders

- **Practical Concepts**

- Good positioning, correct reading, anticipation, and quick reaction





Incident 2

Attacking team: in RED

Defending team: in WHITE






Incident 2

Attacking team: in RED

Defending team: in WHITE





Incident 2 – Final Decision and Explanation

- **Decision**

- The defender holds the opponent stopping a promising attack; caution for #25 in the team in White



- **Explanation**

- Control of the ball
- Direction
- Speed, space, and options
- Location and number of defenders

- **Practical Concepts**

- Good football understanding
- Correct reading






Incident 3

Attacking team: in RED

Defending team: in GREEN






Incident 3

Attacking team: in RED

Defending team: in GREEN

©2023 U.S. Soccer | CONFIDENTIAL — Not to be shared without U.S. Soccer approval.





Incident 3 – Final Decision and Explanation

- **Decision**

- The defender trips the opponent stopping a promising attack; caution for #4 in the team in Green



- **Explanation**

- Distance to goal
- Control of the ball
- Location and number of defenders

- **Practical Concepts**

- Good football understanding
- Correct reading
- Anticipation
- Quick reaction
- Teamwork





Incident 4

Attacking team: in ORANGE

Defending team: in WHITE






Incident 4

Attacking team: in ORANGE

Defending team: in WHITE





Incident 4 – Final Decision and Explanation

- **Decision**

- The defender kicks/trips the opponent stopping a promising attack; caution for #15 in the team in White

- **Explanation**

- Direction, speed, location and number of defenders

- **Practical Concepts**

- Good positioning, correct reading, anticipation, and quick reaction



USA



Incident 5

Attacking team: in BLUE

Defending team: in YELLOW





Incident 5 – Final Decision and Explanation

- **Decision**

- The defender trips the opponent stopping a promising attack; caution for #10 in the team in Yellow

- **Explanation**

- Control of the ball, space, speed, and options

- **Practical Concepts**

- Good positioning, correct reading, anticipation, and quick reaction






Incident 6

Attacking team: in RED/BLUE

Defending team: in YELLOW





Incident 6

Attacking team: in RED/BLUE

Defending team: in YELLOW





Incident 6 – Final Decision and Explanation

- **Decision**

- The defender trips the opponent stopping a promising attack; caution for #3 in the team in Yellow




- **Explanation**

- Control of the ball
- Space

- **Practical Concepts**

- Good football understanding
- Good position
- Correct reading
- Teamwork





SUMMARY



- Improved understanding of tactical fouls
- Correct reading of the game to develop and better recognize considerations
- Build up proximity and good viewing angle as play develops/builds up
- Good *football understanding*
- Establish motivation to exploit potential and develop a tactical mind set



THANK YOU!



USA